



Santa Monica Quilt Guild

P.O. Box 5514, Santa Monica, CA 90409

October 2024, Volume 35, Issue 1

www.santamonicaquiltguild.org

Join us on Wednesday, October 2, 2024

Important information about our meeting time

Just a reminder that our meeting time has changed - 6:00 pm to 8:00 pm. Doors open 5:00 pm.

President's Corner

It's October and the start of a new guild year. Well, almost October. The Volume # in the header above changes each October and it reminds me that this is Year 35 for the Santa Monica Quilt Guild. We should take some time this year to celebrate all of the many things the guild has done in those 35 years! Some of you were members in those early years. Put your thinking caps on and see what you can share with all of us at future meetings or in future newsletters.

Please keep Keiko and Ron Tapp in your thoughts and prayers. On Tuesday, September 24th, Keiko passed away peacefully with Ron at her side.

Ron has generously donated a number of Keiko's quilts to the guild with the desire that we donate them to organizations within the community and elsewhere as needed. Since Cindy Needham, our contact in No. California has put out a call for more quilts for the fire victims we're currently sorting through Keiko's quilts to see if we can send more bed size quilts to Cindy for distribution to families there. We will also identify some for the Ronald McDonald House and The Venice Family Clinic. Are there other locations you can suggest? Please let us know. There are plenty of quilts to go around. At last count (and we're still counting), there are at least 50 quilts to distribute (and that doesn't include the ones that need to be finished).

Ron has also offered some of Keiko's fabric to SMQG. Keiko has a fabric stash to end all fabric stashes! We're going to need help, lots of help, in sorting through the fabric, measuring it, rolling it and labeling it for sale or donation to other groups. When we're ready, we hope all members will be able to pitch in and help. And there will be lots of ways to help. Consider measuring and rolling at the Quilt House or at a location of your choice. Perhaps some of the friendship groups would be willing to take a bin or two or three to process. As you know, our fabric sales are the primary source of fund-raising for the guild. And those funds help to pay for our meeting space, the speakers that we bring to the guild, and much, much more. Like everything, all of those costs are going up. Contact Kennalee to help.

Among the donated quilts, there are 25 quilt tops that need to be quilted. And there are several quilts that are quilted but need to be bound. We're looking for volunteers! Can you help? This project will take our whole village! Keiko has been a generous and contributing member for many, many years. Let's honor that service by helping to complete her quilts. We will have quilts to bind and finishing kits (quilt top, batting, backing, and binding) available at our October meeting or you can pick them up at the Quilt House Tuesday or Saturday. If the latter please let us know you're coming by texting, emailing, or calling Kennalee. Or contact me and I'll make arrangements to deliver to you.

Looks like this will be a busy year for the Santa Monica Quilt Guild. Happily we have "in-person" meetings coming up in October, November, and December. Hope you can join us!

President – Pam Overton, pam@travelingquilters.com

A Thank you to Keiko & Ron Tapp	2	Zoom Meeting Links	4
Program	2	Meeting Minutes	4
Fabric Sale Update	3	Philanthropy	5
Nominating Committee	3	Happy Birthday – October	5
Vice President	3	SMQG Schedule of Events	6
Membership	3	Selected Southern California Quilt Events	6
Hospitality	3	Friends of the Guild	6
Ways and Means	3	Proposed Budget for 2024-2025	7
Website	4	BOM – October	8
Treasurer's Report - September	4	President's Block	9
Show and Tell	4	Membership Application – 2024-2025	11

A Thank You to Keiko and Ron Tapp – from Emily Watts

In May 2018, as a nervous newcomer to the Santa Monica Quilt Guild, I found myself warmly welcomed at the front table by Ron & Keiko Tapp. I had two kiddos under the age of two at the time, and I was seeking a hobby to ease the anxieties of new parenthood. Little did I know that this first meeting would introduce me to a craft that would become so meaningful in my life.



Keiko's generosity shone brightly that day. I suspect she orchestrated a bit of beginners' luck in the Ways & Means lotto, ensuring I won a jar of her famous "calorie-free" homemade jam and a cute cosmetic zip pouch she'd sewn. And on my way out the door, she even slipped me an extra jar of jam. I was so touched by Keiko's gesture, that I snapped this photo with my jam jars when I got home!

That evening marked the beginning of a journey that has brought immeasurable joy and solace to my life. Quilting became more than a hobby; it became a sanctuary during challenging times, particularly while I was taking care of my mom during a recent health crisis with her Alzheimer's and struggling to figure out how to get her the care she needed. I'm not sure how I would've made it through those traumatic weeks without having quilting as an outlet to shut off my mind.

Now, six years later, as I reflect on the path that led me here, I am filled with gratitude. Thank you, Keiko and Ron, for being the beacons that guided me into this wonderful world of quilting. Your warmth and generosity has touched not just my life, but countless others in our guild. You've created an example of kindness, compassion, and creativity that we must all continue to pay forward.

Program

Our speaker for October will be local quilter, Alexandra Tsubota, who will be talking to us about her "Landscape Quilts".




In her own words: Alexandra's love of fabric can be traced back to her childhood. Her mother taught her embroidery, sewing, knitting, crochet, and even started her on her first quilt; Alex still has the pieces carefully separated into baggies. That first quilt was never completed, but in the early 90's, a friend introduced her to an online quilt mailing list and she began

exploring various aspects of quilting, even making her first attempt at dyeing with instructions posted to that list. She has a deep respect for the tradition of quilting, and enjoys most aspects and styles of quilting, but art and landscape quilts are her favorites.



"Computer programmer by day, artist-wanna-be by night" is the tongue-in-cheek way Alexandra describes herself. However, the attention to detail and creative problem solving talents required by software engineering are reflected in her approach to quilt making. A new quilt design often involves multiple drawings, research and project samples. She has a deep interest in surface design, often creating a unique fabric that the quilt is calling for, yet doesn't seem to exist in her stash.



In addition to art quilting, Alexandra enjoys photography, puzzles and hydroponic gardening. Often her quilts will be inspired by

photos she has taken that reflect a unique perspective, or focus on a unique detail that tells a story. Recent new hydroponic-grown baby artichokes will soon make an appearance in a quilt.

Alexandra lives in Torrance, California with her husband, daughter and their rescue puppy (now 5 years old and over 100 pounds), Reign of Terror, who loves fabric almost as much as Alex does."

Laurie Reyen, Programs

Fabric Sale Update

As you can see from the Treasurer's report, the fabric sale helped us add over \$1200 to our bank account. Did you miss the sale? Not to worry, we'll have another sale!

After the fabric sale we decided to "retire" 6 boxes of fabric we've had for quite a while and donated it to Quilting for Community in Chatsworth. They were very appreciative of our donation. Check out their website www.quiltingforcommunity.org to learn more about what they do.

Nominating Committee

The following officers were elected at the September guild meeting. Thank you one and all for volunteering your time and talents to the guild.

President:	Pam Overton
Vice President:	Committee: Olivia Carnahan, Laurie Reyen, Carol Thomas
Recording Secretary:	Allison Leong
Treasurer:	Kennalee Mattson
Newsletter Editor:	Jo Hearn
Web Mistress:	Emily Watts
Standing Committees:	
Membership:	Aileen Cooke
Program:	Laurie Reyen
Ways & Means:	Perla Rothenberg/ Cindy Garacochea
Philanthropy:	Marianna Davanzo
Nominating Committee:	Olivia Carnahan, Laurie Reyen, Carol Thomas

Vice President

Thanks to all who have volunteered to be on the VP committee for the Quilt Guild for the coming year. The group includes Olivia

Carnahan (VP in name only !) Jo Hearn, Donna Heiderman, Pam Overton, and Laurie Reyen. We hope to zoom together soon and makes some plans for quilting fun! Let us know what quilting activities you would enjoy!

Please remember to bring your President's blocks to the October meeting or contact Olivia Carnahan or alternate delivery options.

The Vice President Team

Membership

Ah, the start of a new SMQG year. Means not just pumpkin spice lattes and cooler (we hope) weather, but a time to renew your membership. Just fill out the form and mail with a check to Kennalee, or bring it to this month's in person meeting. Bring a name badge if you have one; I have instructions if you want to make one. More fun and adventure to look forward to.

PS. We have been given many, many quilts from Keiko and Ron Tapp who for many years organized door prizes for our



meetings. I had a few to



measure and clean and am impressed by the variety of quilts.



Aileen Cooke, Membership Chair

Hospitality

Members with last names beginning A-E are kindly requested to bring a snack to share at the October meeting. If your name begins with a different letter, you are also welcome to pitch in. Thank you to all who make our meetings sweeter with a treat to share.

Prima Casetta, Hospitality

Ways and Means

Ways & Means is back for our October meeting. We have lots of donations to put out so please come and peruse our tables. Books are \$1 and magazines are 25 cents each. And don't forget to purchase your door prize tickets!

*Perla Rothenberg and Cindi Garacochea,
Ways & Means Co-Chairs*

Website

I continue to update the website and our social media accounts on Facebook and Instagram for your viewing pleasure. Let me know if there is anything specific you would like to see.

www.santamonicaquiltguild.org

Emily Watts, Web Manager

Show and Tell

October will be an in-person meeting. We're looking forward to Show and Tell to see what you've been working on lately! For those of you on Zoom, send your photos to pam@travelingquilters.com. We'll start to collect them into a slide show. Time permitting we'll show them at the October meeting.

Zoom meeting links

The zoom link will be included in the email when we send the newsletter.

SMQG General Meeting Minutes

4 September, 2024

Hybrid meeting called to order by President Pam Overton at 6:01

Announcements: 1 guest is here in person – Lisa Hamed

South Bay Quilt Guild is here selling raffle tickets for their opportunity quilt. Please buy tickets for today's raffle and Mystery Box – drawings for both are tonight. New meeting time for the general meeting is 6:00 – 8:00. Pam gave gifts to the present Board members.

Laurie Reyen moved to approve the treasurer's report. Sally Madigan seconded the motion which was approved by all. No

general meeting minutes as there was not formal meeting.

Nominations and elections: Laurie announced the slate of board members is set except for the position of Vice President. She asked if any of the membership would volunteer to take on the position. No one stepped forward. Olivia Carnahan has offered to be a co-signer for the checking account. We will have "VP by committee". Some of the board members will get together and map out some activities for the guild for the next months.

The Nominees for election are:

Officers	
President	Pam Overton
Vice President	
Recording Secretary	Allison Leong
Treasurer	Kennalee Mattson
Newsletter Editor	Jo Hearn
Web Mistress	Emily Watts
Standing Committees	
Membership Programs	Aileen Cooke Laurie Reyen
Ways and Means	

Perla Rothenberg and Cindi Garacochea Philanthropy Mariana Davanzo
Laurie moved that the slate be accepted, all approved and the slate is accepted.

Committee Reports:

Programs: Laurie Reyen – Meetings for are set until next April. The rest of the meetings for 2024 will be in person. The first 3 meetings of 2025 will be Zoom

Membership: Aileen Cooke – Membership renewals will begin in October. Please renew

Philanthropy: Mariana Davanzo absent. Pam Overton reports Queen and twin sized quilts have been sent to Northern California for most recent fire victims. More are desired.

Ways and Means: Perla Rothenberg and Cindi Garacochea – 6 jelly rolls and 3 layer cakes have been made with fabric from the cabinet. Please peruse and buy. Reminder that National Jelly Roll Day is 9/21/24.

Vice President: Sally Madigan – Sally reminds us to bring in popsicle blocks – most

likely to make a philanthropy quilt. Also collecting the next monthly block – apple. Remember to make your end of year President’s block. See pattern in the newsletter.

Laurie announced our speaker for tonight Tina Curran. Her talk tonight was “My Excellent Adventure as a Quilter.” She brought many quilts to show us her evolution in quilting. She also brought many patterns to sell.

Show and Tell: Laurie Reyen and Lani Hee
 Ways and Means Drawing: Raffle winners – Pam Overton and Sheila Cummins. Mystery Box winner – Emily Watts – there were 3 boxes of winnings!!!

Meeting was adjourned at 7:43

Respectfully submitted : Allison Leong

Respectfully submitted: Allison Leong

Philanthropy

Our guild has received many quilts for philanthropy from Keiko and Ron Tapp. They will be distributed among our current charities, the Venice Family Clinic, the Ronald McDonald House, and also to the recent fire victims in Northern California. We have received several thank you notes for the quilts that we recently sent to the fire victims.

From Cindy Needham, the coordinator that we work with . . .

Thank you from the bottom of my heart for your generosity taking care of our fire families. Most of those that come through the studio are in tears when they see all the quilts waiting for them. Your guild is deeply appreciated. Cindy

SMQG Schedule of Events

Your Program chair is busy working to fill out our calendar for the coming year with interesting speakers. As always, your input/feedback/suggestions are welcome. Please contact Laurie Reyen to let her know your thoughts.

Note that Laurie has planned zoom meetings for January through March. No more being rained out! We hope!

Date	Speaker/Teacher	Lecture	website
November	Anne Sonner		
December	Holiday Gathering!		
January (zoom)	Nova Montgomery – A Century of Progress: the 1933 World’s Fair – novamontgomery.com		
February (zoom)	Sarah Goer – Developng a Creative 100-day Project – sarahgoerquilts.com		
March (zoom)	Kristie Naranjo – Scrappy Applique – kristieenaranjo.com		
April	Quilters College with demos by some of our very own talented teachers		

From Ann Schwab, one of the recipients (they received the king-size hand pieced, hand-quilted quilt that was donated to us) . . .

Words cannot express the gratitude my husband and I have for you and your donation of the hand-made flower garden quilt.

We lost our home and all of our belongings in the Park Fire. A few weeks after the fire my husband told me he needed a quilt to make him feel human again. It was then I learned of Cindy Needham and her donated quilt project. I selected this quilt because of the love radiating from it, it’s sotness and the bright, cheery colors which will help guide us as we navigate these next steps in our journey.

Thank you for the inspiration that we can feel human again and loved.

Yours, Ann & Budd Schwab

In addition, our guild has received a more specific plea for patriotic themed quilts from the South Bay Quilters Guild. They are involved with several veteran’s projects and are in need of quilts for them that are twin or large lap sized. If anyone is interested in making quilts for philanthropy that are dedicated exclusively to our veterans, now’s your chance. The hope from South Bay is to have as many as possible by Veteran’s Day in November. It’s a very good cause for making quilts and also a fun way to use up any red, white and blue fabrics you may have. Happy sewing!

Mariana Davanzo, Philanthropy Chair

Birthdays – October

Nancy	Kawahara	6-Oct
Mary	Lloyd	21-Oct
Sonja	Daniel	23-Oct

Selected Upcoming Southern California Events

October 5-6	Coastal Quilters Guild of Santa Barbara/Goleta Quilt Show, "Harvest of Colors" 10:00 am to 5:00 pm. Earl Warren Showgrounds, 3400 Calle Real, Santa Barbara, CA. Tickets are good for both days. Pre-sae -\$15, available May 1, 2024 thru Sept 15, 2024. Purchase pre-sale tickets on https://coastalquiltersorg/
October 12	Nite Owl Quilters Guild Quilt Show. 10:00 am to 5:00 pm. Bethany of Montclair, 9950 Monte Vista Avenue, Montclair, CA, Admission: \$5
October 12	SCCQG Quarterly Meeting on zoom – 10:00 am to 12:00 pm.
October 12-13	Tehachapi Mountain Quilters Quilt Show, 10:00 am to 4:00 pm. 410 West D Street, Tehachapi, CA
October 19	Quilters Piece Corps of Victor Valley Quilt Show & Sale, 9:00 am to 3:00 pm, Living Hope Church, 9280 Maple St., Hesperia, CA
October 19	Valley Quiltmakers Guild Fall Boutique, 10:00 am to 4:00 pm, Northridge United Methodist Church, 9650 Reseda Blvd., Northridge, CA
October 25-26	Central Coast Quilters, Stitchin' Sisters and Brothers Boutique; Fri 4:00 to 7:00 pm; Sat 9:00 am to 4:00 pm, Arroyo grande Community Center, 211 Vernon St Arroyo Grande, CA
October 26	Santa Clarita Valley Quilt Guild, 10:00 am to 4:00 pm, SCV Senior Center 27180 Golden Valley Road, Santa Clarita, CA; Prizes and Raffles. Check our Website for further details: SCVquiltguild.org
October 26	Almond Country Charity Auction, 1:00 pm to 5:00 pm

★★★Friends of the Guild★★★

Our advertisers help support the guild in a variety of ways. Please support them in return.

The Traveling Quilters

P.O. Box 3214, Manhattan Beach, CA 90266
A Tour Service for Quilters!

2025

- Temecula Quilt-Away Retreat – February 27-March 2

Check out our website at www.travelingquilters.com.

To join our mailing list, just send us an e-mail: pam@travelingquilters.com

Bubbas Quilting & More

20% off for Guild Members!



We Love To Quilt!
Longarm Quilting—Hand Guided
Binding Services
T-Shirt & Memory Quilts
100+ Pantographs to choose

Over 20 years experience Creating and Quilting!

Kathy-Text 562.357.9677

info@bubbasquilting.com

www.bubbasquilting.com - Long Beach, CA

We Donate a Quilting to Local Charity for Each Order.

Guild Member - Quilters by the Sea - Long Beach, CA

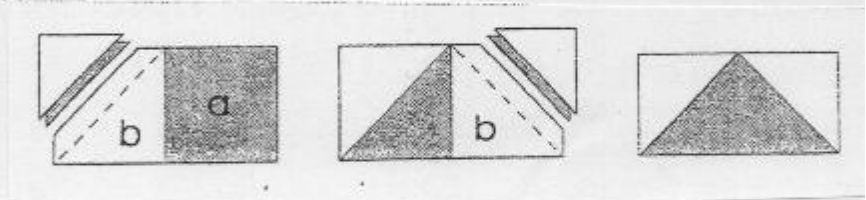
OCTOBER Cutting Instructions:

From each of 4 Colorful/Print fabric strips — Cut 2 $2\frac{1}{2}$ " x $4\frac{1}{2}$ " rectangles. You will have a total of 8 rectangles: 2 of each fabric. (a)


From Cream Fabric (strips if you have them): Cut 16 $2\frac{1}{2}$ " squares. (b)

OCTOBER Sewing Instructions:

Make 8 flying geese. Use 1 colorful rectangle and 2 background squares for each one. Fold each rectangle to find the midpoint, place a square on each end of a rectangle, and sew according to the following diagram:



Then join the geese as shown below. Your finished flying Geese block is the diagram on the right. It will be an $8\frac{1}{2}$ " square. Welcome to Fall!



PRESIDENT PAM'S THANK YOU BLOCK

Traditionally, SMQG members secretly sew a block for the past year's president. This year we are breaking tradition and publishing the block in the Newsletter. No secrets. It's a two color block, straight seams, essentially a four patch. **Let's Go!!**

FABRIC:

Color: turquoise batik or Kaffe Fassett like turquoise fabric.

Background: white, white on white, or light cream.

CUTTING INSTRUCTIONS: For both the Background AND Turquoise fabric:****

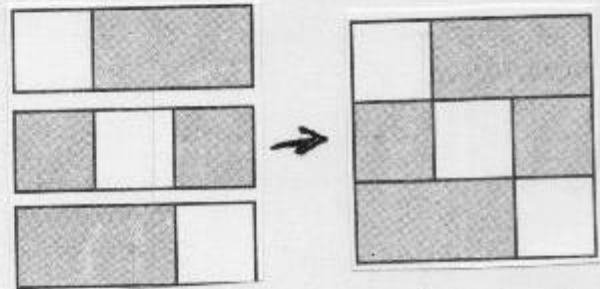
Cut 1 7" x 7" square

Cut 5 2 1/2" x 2 1/2" squares

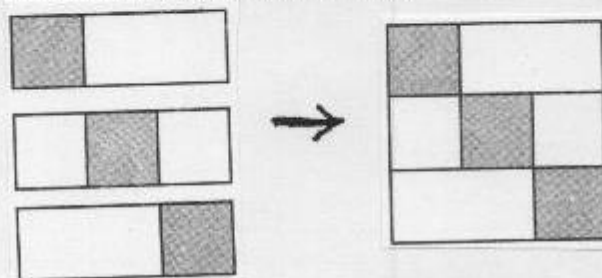
Cut 2. 2 1/2 x 4 1/2" rectangles

SEWING INSTRUCTIONS

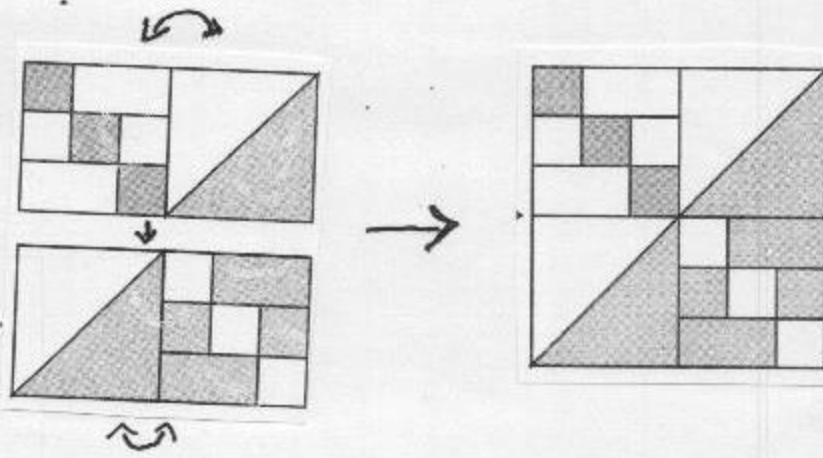
1. Draw a diagonal line on the back of the light square. Place the turquoise and white/cream squares right sides together. Stitch 1/4" each side of the diagonal line. CUT on the drawn line. Trim the half-square triangle blocks to 6.5" x 6.5" squares.
2. Pull out 3 light squares, 2 turquoise squares and 2 turquoise rectangles.. Sew 1 light square to one end of **each** turquoise rectangle. Sew the last light square between the two remaining turquoise squares. See diagram below to sew:



3. Pull out 3 turquoise squares, 2 white/cream squares and 2 white/cream rectangles.. Sew 1 turquoise square to one end of **each** light rectangle. Sew the last turquoise square between the two remaining light squares. See diagram below to sew :



4. To finish the block, follow the diagrams below. Keep an eye on placement of each of the four patches. It's not tricky, but it is important. Your block will finish 12 1/2" x 12 1/2".



Shaded
Portions are
Turquoise