



Santa Monica Quilt Guild

P.O. Box 5514, Santa Monica, CA 90409

February 2024, Volume 34, Issue 5

www.santamonicaquiltguild.org

Join us on Wednesday, February 7, 2024

Present's Corner

I hope you all had a chance to visit Road to California. The Traveling Quilters hosted tours on Monday and Tuesday and then I stayed on til Saturday to take a class with Krista Moser, enjoy lectures with Gudrun Erla (I've become a Striplogy convert) and Jen Kingwell. It was nice to be able to see the quilts and shop the vendors at a leisurely pace! And oh boy, did I go crazy shopping! My Krista Moser class was Tully the Turtle – a really cute baby quilt that will go to a little girl due in March. She's an excellent teacher. I hope one day we can bring her back to SMQG for an in-person meeting and workshop. All in all, the show was well attended and is returning to pre-Covid attendance levels.

Thanks to Allison Leong and Kennalee Mattson, SMQG was well represented in the SCCQG Exhibit at Road to CA.

Kudos to all who helped at our Sewing Night in January – whether you stayed and sewed or took home a project. We made some good progress on finishing up some of Veronica's unfinished projects.

And I'm happy to report that we will meet in person in February, March, May and July. Laurie is busy working on speakers for the balance of the year and we hope to have a good mix of hybrid, in-person meetings and zoom meetings. Returning to in-person meetings means that many activities will be returning. Perla and Cindi will be at the Ways and Means table and they'll have some fun door prizes to raffle.

We could also bring back the hospitality table. That is, if someone is willing to step up to take on the Hospitality Chair job? Let me know if you're willing to help.

See you at the meeting!

President – Pam Overton, pam@travelingquilters.com

Program

Our February program will be a visit with Leah Zieber who will be presenting a trunk show titled "History Repeated: Antique Quilt Trunk Show." Leah will be with us in person at First United Methodist in Santa Monica along with a beautiful collection of her quilts. Leah comes to us from Temecula, California. She wears many hats in the quilt world as a collector, curator, historian, author and maker. We look forward to seeing you there (or on the Zoom for those of you that cant be there in person).

Thanks to all who participated in our January "Tribute to Veronica Sewing Night."

The creativity was flowing as the group pieced together some of Veronica's UFO's.

Our program calendar continues to fill up. We will be having more in person programs this year. Please continue to share suggestions for programs you would like to see.

Here are two of the quilts from the January Tribute to Veronica, using fabrics from her stash.



Laurie Reyen, Programs

Vice President	2	Philanthropy	3
Ways and Means	2	Happy Birthday – February	3
2024 Opportunity Quilt	2	SMQG Schedule of Events	3
Membership	2	Selected Southern California Quilt Events	3
Treasurer's Report - January	2	Friends of the Guild	3
Show and Tell	3	Stepping Stones Block	4
Zoom Meeting Links	3		
Website	3		
Meeting Minutes	3		

Vice President

We are now into 2024 and the days are lengthening, just a bit. Hurray!

The Southern California Council of Quilt Guilds held its first 2024 quarterly meeting on January 13th. A presentation by Dr. Linda F. Wilson, *Personal Cybersecurity for Quilters*, stressed that hackers are everywhere and we need to thwart them.

- 1) Using long, complicated passwords is a good place to start. Take a phrase that makes sense to you, but alter it to include numbers and special characters.
- 2) Use a different password for each account, and **don't share** it, ever.
- 3) Update your password often, every 6-12 months.
- 4) Password Management software is helpful. Dr. Wilson recommended Bitwarden, 1Password or Dashlane.
- 5) Also, enable 2-factor identification everywhere you can. This is especially important for your financial accounts.
- 6) Update your software whenever the option is offered. Most updates are to clear up bugs and safety problems.
- 7) Another recommendation was to use a VPN (Virtual Private Network) which "creates a tunnel between your computer and the destination" and keeps hackers from attacking. It also can hide the address you are sending data from. There is much more in her lecture and it is worth going to SCCQG's website to watch her presentation yourself. Finally, your computer technician, or possibly The Geek Squad, can help you bolster the safety of your computer system.

NOW, on to the fun part. A new **Block Of The Month** program is beginning in March with the *Stepping Stones* block attached at the back of the newsletter. Please make at least one block, and no more than 4, to bring to the Guild meeting on March 6th. The blocks will be entered into a drawing, and a winning name will be drawn from the members who bring in blocks. If we have more than 12 blocks, a second drawing will be held for the remaining ones. Please use red for the dark squares (C), pink or rose for the medium-colored squares (B), and white for the light rectangles (A). This block is taken from Marsha McCloskey's book titled *Block Party*. The block that you turn in should measure 9 1/2" square. I am including the graphic instructions from the book, but you may use any technique that you wish.

I Look forward to seeing you and your Stepping Stones block. *Sally Madigan, Vice President*

Ways and Means

We're BACK! Ways & Means will be at the February 7th meeting and hope to see you there. We

will have some fabric and hopefully some magazines and books to sell. We appreciate any and all donations. As before, magazines will still be 25 cents and books \$1. We will also have a few door prizes. Tickets are \$1 each or 6 for \$5.

Also, don't forget to purchase tickets for the BIG MYSTERY BOX that Cindi is putting together to be raffled off later this year. You can help Cindi add items to the box if you expect to travel in the upcoming months by visiting quilt stores and asking if they would be willing to contribute to the box.

I am also putting together several very large jars of yarn and fabric (separately) to also be raffled off at the same time. If you have fabric or yarn to donate towards the jars, we would appreciate it. Again, tickets for any and all are \$1 each or 6 for \$5.

*Perla Rothenberg and Cindi Garacochea,
Ways & Means Co-Chairs*

2024 Opportunity Quilt

The blocks are all done now. Wow! That cactus paper-pieced block was a bear! Glad I didn't palm it off on anyone! 😊 Working on assembling the top now. Unfortunately, while I had hoped we would have it done and quilted before the South Bay Quilters Guild show, I don't think that's going to happen.

Let me know if you want to help assemble it? Give Pam a call or send her an email.

Membership

Thanks to renewing members the guild has 50 quilters to include in the roster which will come as a Word file to download and print, in February. If you are coming in person to the February meeting, why not bring or invite a guest? We are looking forward to this hybrid (in person and on zoom) meeting. Come and chat and trade treasures.

Aileen Cooke, Membership Chair

Show and Tell

This will be a hybrid meeting – zoom and in-person. We encourage in-person and zoom show and tell. If you are submitting a photo for zoom, please send it to pam@travelingquilters.com no later than Monday evening (February 5, 2024). That said, we're looking forward to lots of in-person show and tell!

Zoom meeting links

The zoom link will be in the newsletter email.

Website

I continue to update the website and our social media accounts on Facebook and Instagram for your viewing pleasure. Let me know if there is anything specific you would like to see.

www.santamonicaquiltguild.org

Emily Watts, Web Manager

SMQG General Meeting Minutes

The general meeting for Santa Monica Quilt Guild in January was a sewing get together to work on Veronica Grey's UFOs. Many blocks and unfinished projects were collected from her place and brought to the meeting. The members who came to the meeting choose blocks they felt they could put together a quilt from or found actual partially done projects. Most of us took home at least one or more projects to work on in the next months.

It was a successful meeting. The leftover projects/blocks/fabric will be donated. Laurie is looking at a craft place in Pasadena.

We look forward to seeing the finished quilts. I propose getting all the quilts together for a photo to send to Veronica's family.

Respectfully submitted: Allison Leong

Philanthropy

Hello Everyone. We will have in- person meetings in February and March. If anyone has finished philanthropy quilts to donate, I can collect them from you at either meeting. Our charities also welcome toiletries, so if you have any to donate bring them too. If you can't make it to the meetings, please contact me to make other arrangements for pickup.

Thanks and hope to see you at the meetings.

Mariana Davanzo, Philanthropy Chair

Birthdays – February

Hatsumi Kurokawa 19-Feb

SMQG Schedule of Events

Your Program chair is busy working to fill out our calendar for the coming year with interesting speakers. As always, your input/feedback/suggestions are welcome. Please contact Laurie Reyen to let her know your thoughts.

Date	Speaker/Teacher	Lecture	website
February 2024	Leah Zieber	History Repeated: Antique Quilt Trunk show	Ziberquilts.com
March 2024	Kena Tangi Dorsey	The Big, Bold & Beautiful Using African Prints in Quilts	Kenaquiltstudio.com
April 2024	Jane Haworth	Memory Quilts	Janehaworth.com
May 2024	Frances Moore	Trunk Show	
June 2024	Emma Jane Powell	Arpillaeras Women's Resistance Through Art	Dreamitquiltit.com
July 2024	Summer Potluck & Sewing: Sandwich Night – more information to come		

Selected Upcoming Southern California Events

February 17-18	South Bay Quilters Guild Quilt Show , Torrance Cultural Arts Center, 3330 Civic Center Drive, Torrance, CA. For more information visit their website: https://southbayquiltersguild.org
----------------	--

★★★Friends of the Guild★★★

Our advertisers help support the guild in a variety of ways. Please support them in return.

The Traveling Quilters

P.O. Box 3214, Manhattan Beach, CA 90266

A Tour Service for Quilters!

2024

- Temecula Quilt-Away Retreat – April 22-25, 2024
- California Quilt Adventure (including the Pacific International Quilt Festival in Santa Clara) – July 26 – July 30
- Temecula Quilt-Away Retreat – September 5-8

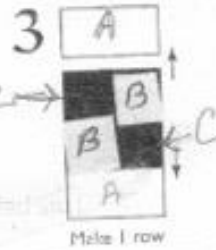

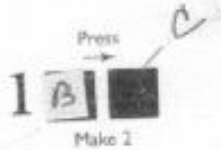
Check out our website at www.travelingquilters.com.

To join our mailing list, just send us an e-mail: pam@travelingquilters.com

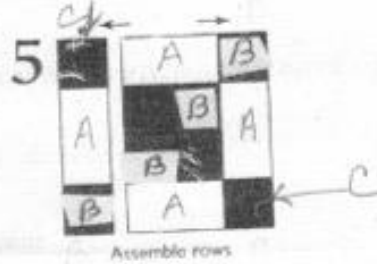

Stepping Stones



How to Assemble



Shading in photo



This block will be a 9 1/2" square.

	Block Basics			Rotary Cutting			Yardage
	Patch	Shape	Total Needed	Strip Width (in inches)	Squares to Cut	Cut Size (in inches)	Strip Length Needed (in inches)
LIGHT	A		4	2 1/4"	4 rectangles	2 1/4" x 5"	20
MEDIUM	B		4	2 1/4"	4	2 1/4" x 2 1/4"	11
DARK	C		4	2 1/4"	4	2 1/4" x 2 1/4"	11