



Santa Monica Quilt Guild

P.O. Box 5514, Santa Monica, CA 90409

January 2024, Volume 34, Issue 4

www.santamonicaquiltguild.org

Join us for a Quilting Bee on Wednesday, January 3, 2024

Present's Corner

Just days left in 2023! I hope it has been a happy, healthy, and productive year for you and that 2024 brings all good things to you.

We've planned a Sewing Night in January and hope to work on and finish a number of projects that Veronica left behind for us to finish for her. This seems like a great way to start the new year!

Laurie tells me she has a "car full" of Veronica's unfinished projects: blocks to finish and stitch into tops, tops to sandwich to quilt, and more. We have purchased a new roll of batting so we'll be ready to layer quilts. We'll have ironing stations and cutting stations and tables to lay out quilts. Bring the tools you need to work on projects as you choose: your sewing machine, pins to pin baste, cutting board, rotary cutters, sewing supplies. The charitable organizations that we have been working with for the past year are still in need of quilts. We hope to start the new year off with lots of donations for them!

While I don't usually make "New Year's Resolutions" I do hope to motivate myself to dig into some of my unfinished projects, finish them up, and move them along . . . mostly to those in need. What goals do you have for the new year?

We hope to see many of you at our January meeting!

President – Pam Overton, pam@travelingquilters.com

Road to California Bus Trip

While SMQG is not offering a bus trip to Road to California, the South Bay Quilters Guild is! The bus trip is on Saturday, January 20, 2024. The bus will depart at 8:00 am from the Green Line Park'n'Ride on Marine Avenue in Redondo Beach. The cost is \$62 for guild members and SBQG is extending that rate to SMQG members as well. The cost includes the motorcoach, driver's tip, and admission to Road to California.

If you are interested in signing up for the trip, contact the SBQG Travel Coordinator, Michele Radcliff, at 510-541-1795 or travel@southbayquiltersguild.org.

Program

Our January program will be a sewing night in honor of Veronica Gray. Veronica left behind various UFO quilts. Our goal for the sewing night will be to try to get the quilts finished so they can get out into the world to provide warmth and comfort.

Where: First United Methodist Church of Santa Monica, 1008 11th St, Santa Monica

When: 4pm – 8 pm (drop in as you are able)

Bring: Sewing supplies (cutters, rulers, pins,etc)

Sewing machine

Disappearing 9 patches (see the Vice President's article!)

Whatever food and drink will fuel you!

We will have irons, ironing mats, cutting mats and batting at the church. Looking forward to an evening of creating together.

Laurie Reyen, Programs

Vice President	2	Happy Birthday – January	4
Opportunity Quilt and Mystery Raffle Box	2	Philanthropy	4
Membership	2	SMQG Schedule of Events	4
Show and Tell	3	Selected Southern California Quilt Events	4
Zoom Meeting Links	3	Friends of the Guild	4
Website	3	Disappearing 9-Patch	5
Meeting Minutes	3		

Vice President

(This article from Sally also was published last month, but now you can seriously review Disappearing 9 Patches!)

Since our January Sew-In meeting will focus on completing some of Veronica's Disappearing 9 Patch UFOs, I am including information I have found that clarifies what a Disappearing 9-Patch is, and how to make the block.

First, in order to make a 9 patch disappear, you have to create a 9-patch block! It's easy to use 5" squares, but other sizes work too. I found two internet sites that can help, and there are more. At quiltfabrication.com, "Efficiently Sewing a 9-patch". You will find a very good description and good photos of chain piecing the patches together to make a 9 patch block. There is also a bonus link to a Disappearing 9-patch tutorial for a quilt. A You Tube Video: Chain Piecing with Ashley Nickels, Michael's Creative Bug, shows the chain piecing process very clearly.

Second, to understand what you're doing when you turn your 9-patch block into a Disappearing 9-patch, go to ShadywoodQuilts.com. In the right column, click on *Read More* under Quilting for Beginners, and click on Disappearing Nine Patch (DNP) in the 3rd column on that next page. There is a clear graphic of exactly what will happen when you slice up your 9 patch block. Keep in mind, the corner blocks are untouched, the middle blocks are cut in half and become "sashing", and the center block is quartered and becomes "cornerstones" or "accents".

Now you know how to make the block, and maybe are thinking of fabric to use. If you want to follow an exact pattern, go back to the one offered at quiltfabrication.com.

Hope this info helps a bit. Happy December Holidays and Happy 2024.

I will see you at the February meeting.

Sally Madigan, Vice President

Opportunity Quilt & Mystery Raffle Box - 2024 Fund Raising

Mystery Raffle Box – The Mystery Box Raffle is a unique, new fund-raising opportunity for the guild. The concept is simple. The box has already started filling up with items donated by shops and some of our advertisers. Cindi and Perla will solicit donations from shops far and wide. They can also use your help in soliciting items for the box. Are you traveling somewhere soon? Perhaps there are shops where you're going? We'll have an introductory letter that you can take with you to solicit donations. As items are added to the box, we'll advertise the ever-increasing value of the box. The items in the box will remain a

mystery but who doesn't love a surprise? To help promote it, we'll be adding shop logos to the box as we collect items. We already have a Giucy Guice autograph!

We're keeping it simple and will be selling raffle tickets. The tickets are \$1 each or 6 for \$5. We're coming up with some creative ways to sell tickets from our website and we hope to visit other guild meetings to sell tickets.

More from Perla -- Cindi and I want to wish everyone a very Happy New Year. We hope to see many of you at our first meeting of 2024 at our sew-in honoring Veronica Gray.

Also, not to be outdone by Cindi's wonderful mystery box which will be raffled off at the end of the guild year (September, 2024), I have decided to join in on the fun and load up two giant jars (formerly containing pretzels - sorry, pretzels have been eaten), one with yarn and the other with fabric. These, too, will be raffled off at the end of the year! I will start filling the jars myself but if any member would like to donate items, either yarn or fabric (think layer cakes, jelly rolls, etc.) I would be happy to add it to the jars.

Tickets are \$1 each or 6 for \$5. If your ticket is drawn you will have your choice of the opportunity quilt, Mystery Raffle Box, Yarn Jar or Fabric Jar!

May the best man (quilter in this case) win!

2024 SMQG Opportunity Quilt – The opportunity quilt blocks are done. Well, almost! I have to finish mine which is almost done! Thank you to one and all! Now to work on putting the top together!

Ready to jump in and help? Give Pam a call or send her an email.

Membership - Time to Renew!

To those who like in-person meetings and want the guild to schedule more—let's increase the membership! The more people who attend in person, the more hybrid (in person and via zoom) meetings we can plan. Remember Quilters' College is coming in the spring and will be in person. If you are not there with friends, who knows what you will miss. We get the best minds of the guild to show their skills.

Thank you renewing members, 48 official and a few more promising to renew. You can renew from the Santa Monica Quilt Guild website with a credit card for a small fee and by snail mail to the treasurer, Kennalee Mattson.

The current membership roster will be coming out in January.

More Chatter. I am still sewing blocks for my President's Red and White Quilt from the many HSTs (half square triangles) the guild gave me. I am having lot of fun—like playing with Lego blocks: I find a block design and play with the HSTs until I like the plan, sew the rows and, voila, a block is made. I use a big piece of batting so they don't go flying. I have also learned it

is easy to make a mistake. When holding two blocks together at the machine if one turns the wrong way and sews side A instead of side B, the triangle ends up the wrong direction. Sometimes I don't notice until I have stared at the blocks on the wall; I am getting too much experience with the seam ripper.

I have used several quilt books but recently found one printed in 1980, ***The collector's dictionary of quilt names and patterns***, by Yvonne M. Khin. It's supposed to have 2,400 patterns and it's as heavy as an encyclopedia. It's been very helpful.

AileenCooke Membership Chair

Show and Tell

Since this is a sewing night, only In-Person Show and Tell please! We look forward to seeing what you've been working on!

Zoom meeting links

Sorry, but no zoom link this month. We'll be busy sewing and will have only a minimal business meeting. If you can't join us in person, we hope to see you again in February.

Website

Did you know you can pay your membership dues on our website? Just click the "Membership" link at the top of the homepage, then scroll to the bottom of the Membership page. Please note, there is a \$2 surcharge added to your membership fee when registering online to cover the cost of credit card fees.

I continue to update the website and our social media accounts on Facebook and Instagram for your viewing pleasure. Let me know if there is anything specific you would like to see.

www.santamonicaquiltguild.org

Emily Watts, Web Manager

SMQG General Meeting Minutes December 6, 2023

SMQG members met in a Zoom meeting for its December meeting.

The business meeting was called to order at 7:00 by President, Pam Overton

Pam welcomed members and 1 guest and she informed us that long-time member, Sandy Abramowitz, had passed away recently after a long battle with breast cancer.

Virginia Marshall moved to accept the November general meeting minutes and the treasurer's report with Bobbie Blake seconding the motion. Approved by all.

Laurie Reyen introduced tonight's speaker Scarlett Rose. Her talk was on Celtic Quilts from Around the World.

Committee reports:

Treasurer: We had an unbudgeted expense for a roll of batting for our Sewing night in January. The cost was \$225.50. Pam moved to approve and Jennie Kraft seconded the motion. It was approved by the guild.

Membership: Aileen Cooke: we have 47 renewed members now.

Philanthropy: Mariana Davanzo has delivered quilts to Ronald MacDonald House and Venice Family Clinic. She will continue to collect quilts for future donations.

Ways and Means: Cindy Garacochea and Perla Rothenberg. Mystery Raffle Box – Cindy took a road trip up the coast and was able to obtain 2 donations to the box from 2 shops. Opportunity quilt – Pam reports that many of the blocks have been finished and turned in.

Vice President: Sally Madigan: no report

Newsletter: Jo Hearn: articles for the next newsletter are requested to be turned in by December 15.

Programs: Laurie Reyen: Since we have many UFOs from Veronica, a decision was made to have Sewing Night in January to work on finishing the projects and passing them along to our philanthropy recipients. We will meet early at the Methodist Church on January 3, 2024, 4-8 pm. Bring your own dinner. Laurie has scheduled speakers for February, March and April with Quilter's College for May.

Show and Tell: Quilts and other projects were shown by Sue Barrett, Bobbie Blake, Virginia Marshall, Kennalee Mattson, Sandy Ray.

We then had some holiday games: Spool guess (96) - won in a tie by Luann Jaffe and Prima Casetta. Christmas Carol game won in a 3-way tie by Libby Wadman, Olivia Carnahan and Sonja Daniel. Quilto was won over several rounds by Olivia Carnahan, Laurie Reyen, Catherine Baxter, Aileen Cooke, Gerry McGuire, Allison Leong, and Sheila Cummins. Thank you, Pam, for donating the prizes.

The meeting was adjourned at 8:43.

Respectfully submitted: Allison Leong

Philanthropy

I hope that everyone is enjoying a very happy holiday season.

Regarding January's in-person philanthropy meeting; it will be at the Santa Monica Methodist church starting at 4:00 and is held in special memory of Veronica Grey. She left many unfinished quilt blocks at the time of her passing and her sister has given them to our guild. This meeting will be for the purpose of using the blocks to make quilts for charity in honor of Veronica. She was a very caring and generous person and we feel that she would be pleased to know that her blocks were used in quilts for those in need.

Unfortunately, I will not be in town in January, but I look forward to seeing all the beautiful quilts. Please hold some blocks for me so that when I return I, too, can make a philanthropy quilt in Veronica's name. Thank you.

Mariana Davanzo, Philanthropy Chair

Birthdays – January

Carol	Thomas	4-Jan
Sue	Barrett	14-Jan
Aileen	Cooke	21-Jan
Jennie	Kraft	27-Jan
Kathleen	Yamazaki	30-Jan
LuAnn	Jaffe	31-Jan

SMQG Schedule of Events

Your Program chair is busy working to fill out our calendar for the coming year with interesting speakers. As always, your input/feedback/suggestions are welcome. Please contact Laurie Reyen to let her know your thoughts.

Date	Speaker/Teacher	Lecture	website
January 2024	Sewing Night to honor Veronica Gray		
February 2024	TBD		
March 2024	Kena Tangi Dorsey	The Big, Bold & Beautiful Using African Prints in Quilts	Kenaquiltstudio.com
April 2024	Jane Haworth	Memory Quilts.	Janehaworth.com
May 2024	Quilters' College		

Selected Upcoming Southern California Events

January 15-20	Road to California
February 17-18	South Bay Quilters Guild Quilt Show , Torrance Cultural Arts Center, 3330 Civic Center Drive, Torrance, CA. For more information visit their website: https://southbayquiltersguild.org

★★★Friends of the Guild★★★

Our advertisers help support the guild in a variety of ways. Please support them in return.

The Traveling Quilters

P.O. Box 3214, Manhattan Beach, CA 90266
A Tour Service for Quilters!

2024


- Temecula Quilt-Away Retreat – February 8-11, 2024
- Temecula Quilt-Away Retreat – April 22-25, 2024
- California Coast Quilt Adventure (including the Pacific International Quilt Festival in Santa Clara) – July 26 – August 1
- Temecula Quilt-Away Retreat – September 5-8

Check out our website at www.travelingquilters.com.

To join our mailing list, just send us an e-mail: pam@travelingquilters.com

Disappearing Nine Patch

Written by Donna Jordan for Jordan Fabrics
Finished Size: 63 x 89"



Fabric Requirements:

96 - 5" Charm Squares

Dark accent - 1/2 yard cut to 24@5" square

Light accent - 2 yards - cut to 96@5" square

Inner border - 5/8 yard - cut 7@ 2 1/2" WOF


Outer border - 1 yard - cut 8@4" WOF

Binding - 5/8 yard


Backing - 5 1/2 yards

Lay out the squares into a Nine patch block (see diagram below) putting the accent print in the center. Stitch the squares together using a $\frac{1}{4}$ " seam allowance. Iron the seam allowances flat. Repeat until you have a total of 24 blocks.

Take one of the ironed Nine Patch blocks and place it on your cutting board. Place your plastic ruler exactly along the horizontal center line and cut with a rotary cutter. Now place the plastic ruler exactly along the vertical center line and cut again.



Turn the blocks to match the diagram below and stitch back together.



Repeat with all the remaining blocks. Lay out the 24 blocks into a 4x6 block quilt top as shown in the picture of the finished quilt (all the blocks are oriented the same way). Stitch the blocks into rows and stitch the rows together.

Stitch the inner border onto all 4 sides of the quilt, then repeat with the outer border.

Quilt, bind, and enjoy!

CHECKOUT OUR  VIDEO TUTORIAL ON THIS PROJECT!
Visit our website jordanfabrics.com for more fun projects!

JORDAN  FABRICS