



# Santa Monica Quilt Guild

P.O. Box 5514, Santa Monica, CA 90409

December 2023, Volume 34, Issue 3

[www.santamonicaquiltguild.org](http://www.santamonicaquiltguild.org)

## Join us for a Zoom Meeting on Wednesday, December 6

### President's Corner

Guess there's no denying it . . . the holidays are officially upon us! It's always a busy time. . . finishing gifts, shopping, wrapping, cooking and just enjoying time with family and friends.

We do have a speaker this month and it sounds like a very interesting presentation. While our meeting will be on zoom and not in person, we're still planning to have a holiday party after the speaker! Hope you'll all join in.

I'm sure you've heard of The Twelve Days of Christmas? Our theme will be Three Holiday Games for Quilters! We have lots of fun prizes planned. Watch your email and USPS mail as we'll release the games ahead of time. You'll need to put your thinking caps on for some of the games.

On Monday, December 4, we'll send out an e-mail meeting reminder. One of the games will be attached. The second game will come to you by USPS snail mail. Hard to say which day it will arrive, but we promise to mail it well in advance of the meeting! Watch for that in your mail and set it aside. The last game will be sent to you via email at 4:00 pm on the night of the meeting (December 6). We don't want you to have too much of a head start!

As you unpack your holiday decorations be sure to set aside your favorite holiday earrings, perhaps a Santa Hat, a fun holiday sweater, and wear them for the meeting! Anything and everything that will help get us all into the holiday spirit.

Perhaps one of your guild friends has not yet renewed? They won't receive the games or this newsletter if they don't renew! Give them a nudge, please. It's not too late!

We hope you will join us. We have lots of great game prizes! It should be a fun evening!

*President — Pam Overton, [pam@travelingquilters.com](mailto:pam@travelingquilters.com)*

### Program

Our December speaker is Scarlett Rose. Her presentation "Celtic Quilts from Around the World" will share examples of the many variations of Celtic quilts made by a talented group of international quilters.

Our schedule for 2024 is taking shape. As a board, we have decided to dedicate our January meeting to a sewing night in honor of Veronica Gray. We will have some of Veronica's UFO's to finish up, as well as a disappearing 9 patch act activity! more to follow in the next newsletter. For those of you looking forward to Quilter's College, it will be on the schedule in May.

Wishing you all the happiest of holidays.

*Program Chair — Laurie Reyen*



### Remembering Veronica Gray

Veronica Gray was a long-time member of the Santa Monica Quilt Guild. She served on the board in many ways: President, 2005-07, 2008-09, Vice President 2007-08, Membership 2002-03, Recording Secretary 2019-23, and on Publicity 2004-05. She also served on and often led several nominating committees. She was also a founding member of Westside Quilters. Yes, she was a very giving person with her time and very smart and kind to friends and family.

She grew up in Indio, CA, the eldest of a large farming family with six siblings. She was the ideal big sister to her younger sisters and brothers. She worked for the Catholic diocese and later at St Monica's before she

(Continued on page 2)

Vice President	2	Meeting Minutes	3
Membership	2	Opportunity Quilt and Mystery Raffle Box	3
Show and Tell	2	SMQG Schedule of Events	4
Website	2	Selected Southern California Quilt Events	4
Zoom Meeting Link	2	Friends of the Guild	4
Philanthropy	3	Disappearing 9-patch pattern	6
Happy Birthday – December	3		

**Remembering Veronica Gray - continued from pg 1**

retired. Then she became an active member of the church boutique with Nancy Sharpe, another SMQG member. They are a thriving group, making an opportunity quilt and crafts for the several sales they have each year.

She gave up driving but would take the bus if she needed something from Joann's or Costco and would walk or bus to local grocery stores. She was fiercely independent and had a "Can Do" attitude. She rarely complained and was such a pleasure to have as a friend and fellow quilter.

She was a member of Smashin' Stashers, a minigroup of quilters who met once a month.

Veronica will be missed by so many. May she rest in Peace.

Aileen Cooke

**Vice President**

It doesn't seem possible that this is the last SMQG newsletter of 2023. I am always surprised at how fast the days go by after Labor Day. Hope everyone's Thanksgiving was bountiful and you came home with leftovers.

Since our January Sew-In meeting will focus on completing some of Veronica's Disappearing 9 Patch UFOs, I am including information I have found that clarifies what a Disappearing 9-Patch is, and how to make the block.

First, in order to make a 9 patch disappear, you have to create a 9-patch block! It's easy to use 5" squares, but other sizes work too. I found two internet sites that can help, and there are more. At [quiltfabrication.com](http://quiltfabrication.com), "Efficiently Sewing a 9-patch". You will find a very good description and good photos of chain piecing the patches together to make a 9 patch block. There is also a bonus link to a Disappearing 9-patch tutorial for a quilt. A YouTube Video: Chain Piecing with Ashley Nickels, Michael's Creative Bug, shows the chain piecing process very clearly.

Second, to understand what you're doing when you turn your 9-patch block into a Disappearing 9-patch, go to [ShadywoodQuilts.com](http://ShadywoodQuilts.com). In the right column, click on *Read More* under Quilting for Beginners, and click on Disappearing Nine Patch (DNP) in the 3rd column on that next page. There is a clear graphic of exactly what will happen when you slice up your 9 patch block. Keep in mind, the corner blocks are untouched, the middle blocks are cut in half and become "sashing", and the center block is quartered and becomes "cornerstones" or "accents".

Now you know how to make the block, and maybe are thinking of fabric to use. If you want to follow an

exact pattern, go back to the one offered at [quiltfabrication.com](http://quiltfabrication.com).

Hope this info helps a bit. Happy December Holidays and Happy 2024.

I will see you at the February meeting.

Vice President – Sally Madigan

**Membership**

It's crunch time for membership renewal. This month we send out the newsletter and new zoom link only to returning members (those who have renewed for 2023-2024).

Thanks to our 41 members who have paid their dues and thanks to those who may have added a donation. We appreciate any help. My next job will be writing the membership list so a good reason to renew ASAP.

If you know of someone that has not yet renewed, please remind them to do so by going to the membership page on our website.

We also want more quilters to join the guild. Please invite friends who might be interested. They can come as your guest for a free first meeting. There's always something to learn at our meetings.

Membership – Aileen Cooke

**Show and Tell**

If you have something for show and tell, and we hope you do, please send a photo to [pam@travelingquilters.com](mailto:pam@travelingquilters.com) by Monday evening, December 4. Please share some of those holiday gifts that we know you're working on!

**Website**

Hello SMQG members!

We are updating the security on our website to ensure only active guild members have access to our Member Roster. Last month, we sent an e-mail invitation to "join" the website. The subject line said: "Welcome to [www.santamonicaquiltguild.org](http://www.santamonicaquiltguild.org)!" If you need me to re-send your invite or if you have any questions, please feel free to contact me for help.

I continue to update the website and our social media accounts on Facebook and Instagram for your viewing pleasure. Let me know if there is anything specific you would like to see.

[www.santamonicaquiltguild.org](http://www.santamonicaquiltguild.org)

Website Manager – Emily Watts

**Zoom meeting link**

The meeting link will be provided in the email when the newsletter is sent.

## Philanthropy

I hope everyone had a nice Thanksgiving, filled with the love of family and friends.

In November I delivered the latest batch of philanthropy quilts: 6 baby quilts, 4 receiving blankets and 10 burp pads went to the Venice Family Clinic; 12 lap size or larger went to the Ronald McDonald House. Both places were very appreciative of the donations.

I wish you all very happy holidays.

*Philanthropy – Mariana Davanzo*

## Birthdays - December

Ann	Chach	7-Dec
Diane	Fulkerson	9-Dec
Donna	Heiderman	14-Dec

## SMQG General Meeting Minutes

Zoom meeting convened by President Pam Overton at 7:00

No guests were at the meeting tonight. Pam informed the guild that, our longtime member Veronica Gray has passed away. There will be a service for her at St Monica's on November 18, 1:00. More information to come. Perhaps Aileen and Sandy could write an article about her for the newsletter as they were in the same mini group.

Bobbie Blake moved to approve the October general meeting minutes and the treasurer's report with Sandy Ray seconding the motion. Approved by all.

Committee Reports:

**Membership:** Aileen Cooke reports that 29 membership renewals have been received. Please send in your renewals now or you will not receive the December meeting link or the newsletter.

**Philanthropy:** Mariana Davanzo will be going to Ronald MacDonald House on Monday to deliver quilts. A discussion was had to determine best ways to get quilts to Mariana.

**Ways and Means:** Cindi Garacochea reports that some gift cards/certificates have been donated to the Mystery Box. A letter has been generated to give to potential donors. Pam Overton has a quilt kit that she is donating to the guild to make an opportunity quilt. The raffle tickets bought for the box will also be for the opportunity quilt. Pam requests volunteers to make blocks. Several people volunteered.

**Vice President:** Sally Madigan and Veronica Gray had discussed presenting block patterns or techniques that might be used for philanthropy quilts. Sally will be putting the first suggestion into the newsletter. Also Sally would welcome a co VP, please let her know if you are interested.

**Newsletter:** Jo Hearn would like articles for the December newsletter to be in by Nov 20.

**Programs:** Pam Overton introduced our speaker for tonight. Linda Schmidt "Short Attention Span Quilting". She presented many quilts using many techniques and materials. Her website in Shortattentionspanquilting.com. She has some articles on techniques and other informational content.

After our speaker Pam reminded us of upcoming meetings. December will be Scarlett Rose "Celtic quilts from around the world" (Zoom). January will be a hybrid meeting for Quilter's College, February TBA, March Kena Tangi Dorsey "The Big Bold and Beautiful – Using African Fabrics in Quilts" (in person)

**Show and tell:** Kennalee Mattson, Lani Hee, Jo Hearn, Catherine Baxter, Luann Jaffe

**Door prizes:** Aileen Cooke, Bobbie Blake, Lauri Risk, Sally Madigan, Jo Hearn, Olivia Carnahan, Luann Jaffe

Meeting was adjourned at 9:00

Respectfully submitted, Allison Leong

## Opportunity Quilt & Mystery Raffle Box

Many thanks to those who are working on opportunity quilt blocks! We hope to have the quilt ready for the quilter by the end of the year.

The donations to the Mystery Raffle Box continue to grow!

## SMQG Schedule of Events

Your Program chair is busy working to fill out our calendar for the coming year with interesting speakers. As always, your input/feedback/suggestions are welcome. Please contact Laurie Reyen to let her with your thoughts.

Date	Speaker/Teacher	Lecture	website
December 6	Scarlett Rose	Celtic Quilts From Around the World	Scarlettrose.com
January 3	Sewing Night -		santamonicaquiltguild.org
February 2024	TBD		

Date	Speaker/Teacher	Lecture	website
March 2024	Kena Tangi Dorsey	The Big, Bold and Beautiful: Using African Prints in Quilts	Kenaquiltstudio.com

**Selected Upcoming Southern California Events**

Through December 15	<b>African American Quilters of Los Angeles</b> is exhibiting quilts at UC Santa Barbara. The quilts are on exhibit in the Multi-Cultural Lounge. Monday – Friday, 10:00 am to 10:00 pm.
December 2	<b>Pine Needles Quilt Guild Annual Holiday Home Tour.</b> For more information visit their website: <a href="http://www.pnqg.org">www.pnqg.org</a>
January 15-20	<b>Road to California</b>
February 17-18	<b>South Bay Quilters Guild Quilt Show</b> , Torrance Cultural Arts Center, 3330 Civic Center Drive, Torrance, CA. For more information visit their website: <a href="https://southbayquiltersguild.org">https://southbayquiltersguild.org</a>

**★★★Friends of the Guild★★★**  
 Our advertisers help support the guild in a variety of ways. Please support them in return.

**The Traveling Quilters**  
 P.O. Box 3214, Manhattan Beach, CA 90266  
 A Tour Service for Quilters!

2024

- Temecula Quilt-Away Retreat – February 8-11, 2024
- Temecula Quilt-Away retreat – April 22-25, 2024
- Cruisin' California Quilt Adventure (including the Pacific International Quilt Festival in Santa Clara) – July 26-August 1

Check out our website at [www.travelingquilters.com](http://www.travelingquilters.com). To join our mailing list, just send us an e-mail: [pam@travelingquilters.com](mailto:pam@travelingquilters.com)

**AAA SEWING & FABRIC**  
*Serving South Bay Since 1976!*

*Your Local Shop For:*

- Quilt Fabric
- In Person and Virtual Classes
- On Site Service & Repairs
- Sewing & Embroidery Supplies
- Sewing Furniture
- Bernina, Brother, Viking, Pfaff and Baby Lock machines
- Inspiration & More
- Knowledgeable Staff

**Find Us:**  
 NEW ADDRESS!  
 310-257-1744  
 3873 Pacific Coast Hwy.  
 Torrance, CA 90505  
[www.AAASewingAndFabric.com](http://www.AAASewingAndFabric.com)

**Join Us:**  
 Facebook Live Fabric Sale  
 Wednesday Nights  
 at 4pm  
 Free Shipping at \$100  
 Check out our APP!

*We are now open for in-person/in-store shopping. We do require that you wear a mask while in the store. Classes will resume soon.*

2306 Corinth Ave, Los Angeles, CA 90064  
(310) 450 – 4300; [contactus@sewingarts.com](mailto:contactus@sewingarts.com)

Hours:

Monday/Tuesday - CLOSED

Wednesday: 12p - 4p

Thursday: 12p - 4p

Friday: 12p - 4p

Saturday: 11a - 4p

Sunday: 11a - 4p

*Online shopping is still available. You can have your items shipped or pick them up at the store.*


Exclusive Authorized Dealer and Service Center for Los Angeles with over 28,000 yards of fabric in stock.

**BERNINA**  
*made to create*



# Disappearing Nine Patch

Written by Donna Jordan for Jordan Fabrics  
Finished Size: 63 x 89"



## Fabric Requirements:

96 - 5" Charm Squares

Dark accent - 1/2 yard cut to 24@5" square

Light accent - 2 yards - cut to 96@5" square

Inner border - 5/8 yard - cut 7@ 2 1/2" WOF


Outer border - 1 yard - cut 8@4" WOF

Binding - 5/8 yard


Backing - 5 1/2 yards

Lay out the squares into a Nine patch block (see diagram below) putting the accent print in the center. Stitch the squares together using a  $\frac{1}{4}$ " seam allowance. Iron the seam allowances flat. Repeat until you have a total of 24 blocks.

Take one of the ironed Nine Patch blocks and place it on your cutting board. Place your plastic ruler exactly along the horizontal center line and cut with a rotary cutter. Now place the plastic ruler exactly along the vertical center line and cut again.



Turn the blocks to match the diagram below and stitch back together.



Repeat with all the remaining blocks. Lay out the 24 blocks into a 4x6 block quilt top as shown in the picture of the finished quilt (all the blocks are oriented the same way). Stitch the blocks into rows and stitch the rows together.

Stitch the inner border onto all 4 sides of the quilt, then repeat with the outer border.

Quilt, bind, and enjoy!

CHECKOUT OUR  VIDEO TUTORIAL ON THIS PROJECT!  
Visit our website [jordanfabrics.com](http://jordanfabrics.com) for more fun projects!

JORDAN  FABRICS